















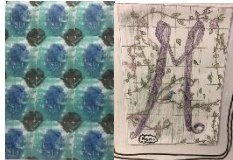


Art and Design Long Term Plan

Class	Autumn Term	Spring Term	Summer
<p>Early Years</p> 	<p>In EYFS children will explore the visual arts through Expressive Arts and Design:</p>		
<p>Year 1</p>	<p>Handa's Surprise (Autumn 2) Artwork linked to 'Handa's Surprise.' Printing with fruit, Observational drawings of halved fruit. Fruit sculptures with plasticene. Explore lines and patterns of animal skins/Kenyan tribal prints including artists such as Bisa Butler.</p> 	<p>Dragons (Spring 2) Inspired by 'Zog.' Use plasticene to make Zog/Zogs friends. How to draw a simple dragon tutorial. Learn to mix primary colours then paint an orange, purple or green dragon. Explore lines to draw scales on dragon eggs.</p> 	<p>Waves (Summer 2) Hokusai artist study. Focus on the painting 'The Great Wave.' Collaborative wave by drawing round hands and use a range of white and blue collage materials. Make own sea collage by ripping and arranging blue collage materials. Listen and respond to wave sounds using white wax and a blue wash. Make sea sculptures by curling white and blue paper.</p> 
<p>Year 2</p>	<p>Natural Art (Autumn 1) Goldsworthy artist study Leaf observational drawing Land art Natural sculptures using clay</p> 	<p>Shape (Spring 1) Kandinsky artist study Drawing and painting concentric circles and other 2D shapes using a variety of media including collage materials. Explore line and shape Look at the concentric circles of Alma Thomas using collage. Individual or collaborative projects.</p> 	<p>Buildings (Summer 1) Lowry artist study Observational drawings of terraced housing. Recreate scenes outside and photograph. Draw using muted soft pastels. Brick and tile rubbings around school Printing brick patterns using lego etc</p> 





Art and Design Long Term Plan

<p>Year 3</p>	<p>Egyptian Art (Autumn 1) Drawing Tutankhumun, mixed media desert landscapes, printing Egyptian scarab beetles, use digital images to make themselves into a pharaoh, sculpting Egyptian jewellery.</p> 	<p>Plants (Spring 2) Observational drawing of flowers and pipe cleaner sculptures. Georgia O'Keeffe artist study. Photograph flowers close up. Draw and paint.</p> 	<p>Cave Paintings/Stone Age (Summer 1) Cave art study including Chauvet, the 'Cave of Forgotten Dreams.' Explore features of cave art ie hands, animals and symbols. Draw using soft pastels and charcoal. Make own paint pigments using natural materials.</p> 
<p>Year 4</p> 	<p>Mythical Creatures (Autumn 1) Make themselves into medusa using digital image and black pens. Sara Faneli artist study. Collage their own mythical creatures using Sara Fanelli as inspiration. Make medusa head using clay and pipe cleaners.</p> 	<p>The Ice Palace(Spring 1) Artwork inked to 'The Ice Palace' in Literacy. Observational drawings of winter trees using charcoal. Explore colour mixing to create night sky. Paint in the style of Gustav Klimt. Drawing 3D shape ice palaces. 3d paper palaces.</p> 	<p>Jungle (Summer 1) Henri Rousseau artist study. Drawing jungle animals. Make own collage materials and use with other media to make a jungle collage. Make own foam block print using jungle foliage as inspiration.</p> 

Art and Design Long Term Plan

<p>Year 5</p>	<p>Victorian Art (Autumn 1) William Morris artist study. Designing illuminated letters, watercolour painting. Drawing motifs and printing using polystyrene tiles. Designing wallpaper.</p> 	<p>People in Action (Spring 1) Eadweard Maybridge/Aleberto Giametti/Keith Haring artist study. Photograph each other in action. Drawing using different media. Foil sculptures</p> 	<p>Rivers (Summer 1) Monet artist study. Painting waterlilies. Use Marc Martin's book 'A River' for inspiration. Draw a collaborative patchwork.</p> 

Art and Design Long Term Plan

<p>Year 6</p> 	<p>Cityscapes (Autumn 1) One point perspective drawing referencing famous examples (Lowry, Van Gogh) Greek Urns Ancient art Sculptures</p> 	<p>Mountain Art(Spring 1) Draw layers in their artwork to see how depth can be created. Try different landscapes with different media including oil pastels. Study how different artists use these principles (Cezanne, Etal Adnan) Layer collage materials.</p> 	<p>Pop Art (Summer 1) Andy Warhol/Roy Lichtenstien artist study. Drawing portraits in the style of Lichtenstien. Focus on how complimentary colours were used in Pop art and develop own designs. Art gallery visit. Screen printing workshop.</p> 
---	--	--	---